



Bench & Long Hole Drilling: T45 (1 3/4")





















Bench & long hole

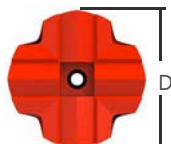
Drilling

T45 (1 3/4")
Thread

Button bit	Dimensions D		Flushing hole (mm)		Buttons (mm)		Angle	Class	Part no.
	mm	in	Front	Gauge	Front	Gauge			
 	70	2 3/4	2×8	2×6	4×11	8×11	35°	H	3070T4512
	76	3	2×9	2×7	4×11	8×12	35°	H	3076T4512
	89	3 1/2	2×13	2×8	5×12	8×14	35°	H	3089T4513
	102	4	2×13	-	6×13	8×14	35°	H	30102T4514
 	115	4 1/2	4×13	-	6×14	8×16	35°	H	30115T45F14
 	70	2 3/4	4×8	-	5×10	8×11	35°	M	3070T4513D
	76	3	4×8	-	5×11	8×12	35°	M	3076T4513D
 	89	3 1/2	4×9	-	6×12	8×14	35°	M	3089T4514D
	102	4	4×11	-	6×13	8×14	35°	M	30102T4514D
	115	4 1/2	4×13	-	6×14	8×16	35°	M	30115T4514D
 	70	2 3/4	2×8	2×6	4×11	8×11	35°	H	3070T4512R
	76	3	2×9	2×7	4×12	8×12	35°	H	3076T4512R
 	89	3 1/2	2×11	2×8	6×12	8×14	35°	H	3089T45F14R
	102	4	4×11	-	6×13	8×14	35°	H	30102T45F14R
	115	4 1/2	4×13	-	6×14	8×16	35°	H	30115T45F14R
 	76	3	4×8	-	5×11	8×12	35°	M	3076T4513DR
	89	3 1/2	4×10	-	6×12	8×14	35°	M	3089T4514DR
	102	4	4×11	-	6×13	8×14	35°	M	30102T4514DR
	115	4 1/2	4×13	-	6×14	8×16	35°	M	30115T4514DR

T45 (1 3/4") Thread


Cross bit



Dimensions D		Flushing hole (mm)		Buttons (mm)		Angle	Class	Part no.
mm	in	Front No size	Gauge No size	Front No size	Gauge No size			
76	3	1×8	2×8	–	–	–	–	3276T45
89	3 1/2	1×9	2×9	–	–	–	–	3289T45


Reaming tools

Dome bit



127	5	4×8	2×9	1×14	16×14	35°	–	30127T4517KD
-----	---	-----	-----	------	-------	-----	---	--------------

Cut holes/Dome bit



127	5	2×13	2×11	10×13	8×14	35°	–	30127T4518KC
-----	---	------	------	-------	------	-----	---	--------------

Drill rod

Rod Ø45 with threads T45/T45



Dimensions					Part no.
L			D		
mm	ft	in	mm	in	
3050	10	–	45	1 3/4	2045T4530
3660	12	–	45	1 3/4	2045T4536
4270	14	–	45	1 3/4	2045T4542
4880	16	–	45	1 3/4	2045T4548
6100	20	–	45	1 3/4	2045T4561

Rod Ø45 with threads T45/T45 (MF)






1525	5	–	45	1 3/4	2045T45MF15
1830	6	–	45	1 3/4	2045T45MF18
3050	10	–	45	1 3/4	2045T45MF30
3660	12	–	45	1 3/4	2045T45MF36
4270	14	–	45	1 3/4	2045T45MF42

T45 (1 3/4")
Thread

Bench & long hole

Drilling

Coupling	Dimensions					Part no.
	L mm	ft	in	D mm	in	
T45-45 	207	8	1/8	66	2 3/5	MX-T456620
Crossover coupling T45-T38 	215	8	1/2	66	2 1/2	MX-T45T386621
Crossover coupling T45-T51 	240	9	1/2	72	2 7/8	MX-T45T517224

